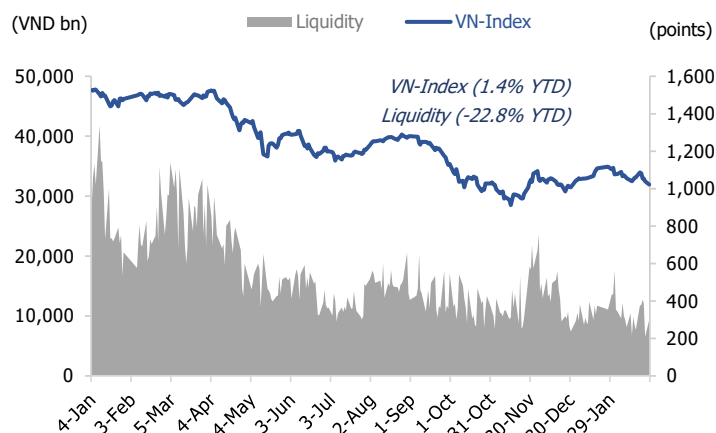


VN-INDEX DECREASED, FOREIGN INVESTOR NET SOLD

PERFORMANCE OF VN-INDEX



VIETNAM MARKET

	VN-Index	HNX-Index
Index	1,021	203
1D (%)	-1.8%	-2.0%
1M (%)	-7.0%	-7.5%
YTD (%)	1.4%	-1.0%
Trading value (VND bn)	9,324	1,013
Order-matching value (VND bn)	7,730	945
Put-through value (VND bn)	1,594	68
1D (%)	42.5%	-46.2%

Sectors	% 1D	%YTD	%Mkt cap
Health Care	0.5%	3.2%	1.0%
Travel & Leisure	0.1%	-9.7%	1.9%
Technology	-0.6%	3.4%	1.9%
Insurance	-1.0%	1.2%	1.3%
Utilities	-1.3%	3.0%	7.7%
Automobiles & Parts	-1.3%	-1.3%	0.3%
Banks	-1.4%	6.6%	29.7%
Real Estate	-1.6%	-6.8%	15.2%
Media	-1.6%	-0.5%	0.9%
Construction & Materials	-1.8%	3.5%	3.8%
Telecommunications	-1.9%	3.3%	1.5%
Oil & Gas	-1.9%	17.6%	2.5%
Chemicals	-1.9%	-2.9%	2.8%
Food & Beverage	-2.1%	-2.1%	11.8%
Basic Resources	-2.7%	8.8%	3.8%
Financial Services	-3.7%	0.3%	2.9%

Rates	%/Annum	± BOY
Overnight rate	6.1%	4.3%
G-bond 5 year rate	4.0%	-0.2%

Foreign Exchange	% 1D	%YTD
USD/VND	23,990	0.1%
EUR/VND	25,857	-0.3%
JPY/VND	180	-1.1%
GBP/VND	28,928	-0.4%

GLOBAL MARKETS

Global Indices	% 1D	%YTD
DJI**	32,889	0.2%
S&P500**	3,982	0.3%
VIX**	21	-3.3%
FTSE100**	7,935	0.7%
DAX**	15,381	1.1%
CAC40**	7,296	1.5%
Nikkei	27,584	0.6%
Shanghai	3,258	-0.3%
Kospi	2,428	1.1%
Taiwan weighted	15,504	-0.7%
(**) previous trading session		

Commodities	% 1D	%YTD
Brent price (USD)	82.89	0.1%
WTI price (USD)	76.47	0.2%
Gold (USD)	1,816.35	0.0%
Copper (USD)	3.98	0.7%

MARKET WRAP

▼ VN-Index decreased

There were 66 advancing and 371 declining tickers. The VN-Index lost -18.3 points (-1.8%), closing at 1,021.

▲ Liquidity increased

Liquidity increased to VND 9,324.0bn, a growth of 42.5% DoD.

▼ Foreign investor net sold

Foreign investors net sold VND -659.0bn HOSE, with VNM (VND 34.8bn), POW (VND 21.2bn), and PVD (VND 11.3bn) the most bought, while VHM (-VND 76.1bn), SSI (-VND 75.2bn), and STB (-VND 71.7bn) the most sold

▲ Gainers

The best-performing tickers were VJC (+2.4%), VNM (+0.7%), and NLG (+0.6%).

▼ Losers

The worst-performing tickers were MSN (-7.0%), NVL (-5.7%), and DXG (-5.2%).

▼ Derivatives

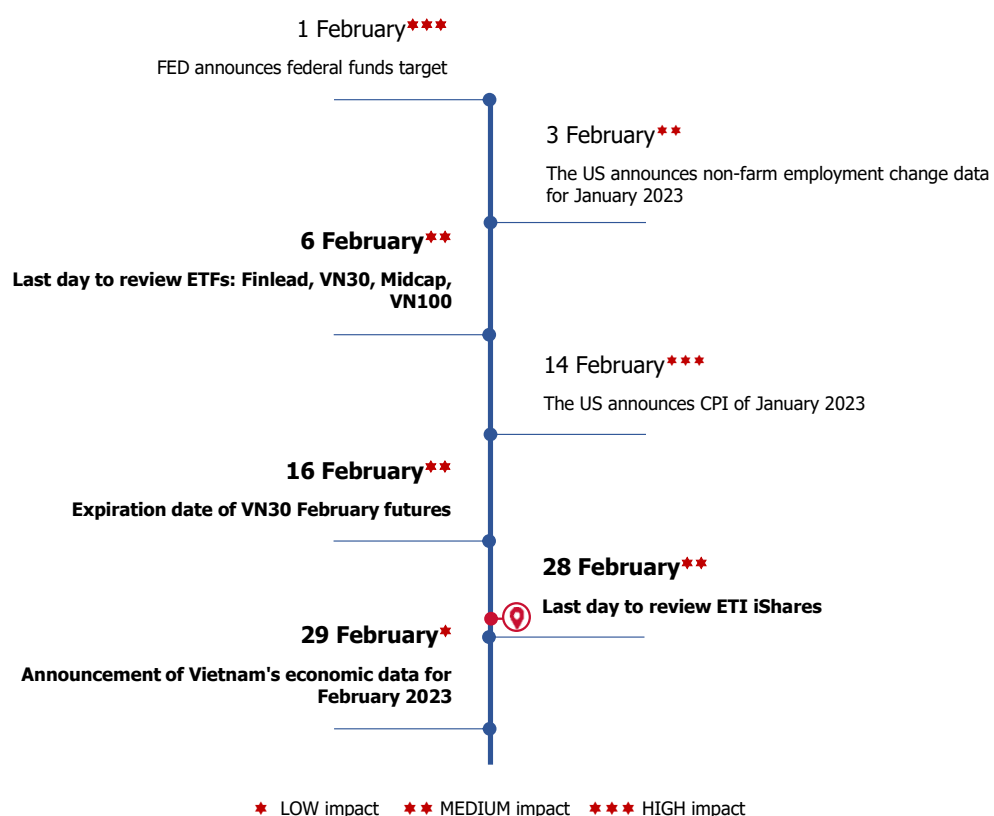
March contracts closed with a discount of -0.46 points.

DAILY NEWS

DOMESTIC NEWS

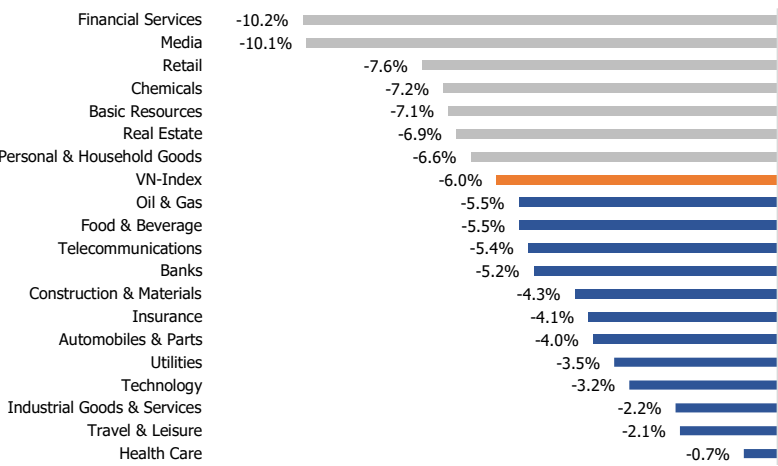
- According to GSO, in the first 2 months of 2023, estimative FDI disbursement reaches USD 2.55bn (-4.9% YoY), and FDI register reaches USD 3.1bn (-38% YoY).

KEY EVENTS IN FEBRUARY

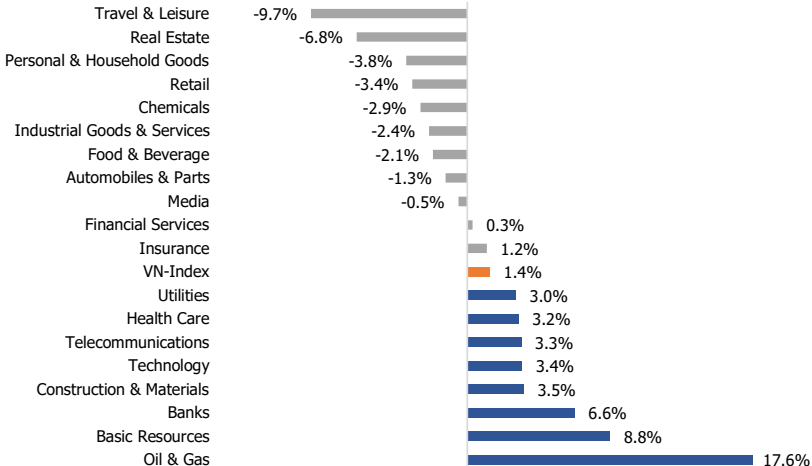


Note: Domestic events / International events

SECTOR PERFORMANCE WoW



SECTOR PERFORMANCE YTD



TOP PERFORMERS OF VN100

	Ticker	Company name	Sector	Exchange	Price (VND)	% 1D	% 1W	% 1M	% YTD	Market cap (VND bn)	Trading value (VND bn)
Top 5-Index Leading	VJC	Vietjet Air	Travel & Leisure	HSX	98,500	2.4%	-4.0%	-15.2%	-32.1%	53,349	16
	PTB	Phu Tai Joint Stock Company	Basic Resources	HSX	42,200	1.2%	-4.5%	-8.3%	-43.5%	2,871	8
	VNM	Vinamilk	Food & Beverage	HSX	75,200	0.7%	-3.0%	-6.0%	0.4%	157,165	84
	NLG	Nam Long Investment	Real Estate	HSX	26,200	0.6%	-11.2%	-8.1%	-50.1%	10,063	32
	SCR	Sacomreal	Real Estate	HSX	7,000	0.1%	7.7%	12.9%	-64.3%	2,770	102
Top 5-Index Lagging	NVL	Novaland	Real Estate	HSX	10,750	-5.7%	-13.7%	-22.9%	-85.9%	20,964	157
	DGW	Digiworld Corporation	Retail	HSX	37,500	-5.9%	-8.1%	-14.0%	-43.7%	6,265	40
	VHC	Vinh Hoan Corp.	Food & Beverage	HSX	56,000	-6.0%	-13.8%	-19.5%	-25.3%	10,269	26
	PNJ	Phu Nhuan Jewelry	Personal & Household Goods	HSX	76,100	-6.0%	-9.9%	-19.0%	-3.5%	24,961	81
	ANV	Nam Viet	Food & Beverage	HSX	30,250	-6.9%	-10.2%	-2.7%	-11.2%	3,846	68

TOP PERFORMERS - FOREIGN TRADING

	Ticker	Company name	Price (VND)	% 1D	Trading amount (stocks)	Trading value (VND bn)	Foreign ownership	Trading value (VND bn)
Net buys	VNM	Vinamilk	75,200	0.7%	+461,700	+35	55.8%	+35
	POW	PV Power	12,000	0.0%	+1,766,800	+21	6.0%	+21
	PVD	PetroVietNam Drilling & Well	21,000	1.0%	+539,700	+11	23.2%	+11
	BMP	Binh Minh Plastics	59,800	-0.5%	+152,900	+9	85.2%	+9
	PHR	Phuoc Hoa rubber	40,500	-0.1%	+209,500	+8	13.5%	+8
Net sells	MSN	Masan Group	79,900	-7.0%	-333,100	-27	30.6%	-27
	DXG	Dat xanh real estate	9,810	-5.2%	-5,288,700	-54	22.7%	-54
	STB	Sacombank	23,600	-2.9%	-3,003,800	-72	29.0%	-72
	SSI	SSI Securities Corp.	18,250	-3.9%	-4,048,800	-75	43.4%	-75
	VHM	Vinhomes	40,900	-0.2%	-1,897,800	-76	24.1%	-76

TOP PERFORMERS - PROPRIETARY TRADING

	Ticker	Company name	Price (VND)	% 1D	Trading amount (stocks)	Trading value (VND bn)	Trading value (VND bn)
Net buys	MBB	MBBank	17,250	-2.5%	+1,315,896	+23	+23
	VPB	VPBank	17,000	-0.9%	+1,199,000	+20	+20
	NLG	Nam Long Investment	26,200	0.6%	+675,654	+18	+18
	BID	BIDV	44,250	-0.8%	+389,600	+17	+17
	KDH	Khang Dien House	25,450	-2.1%	+620,650	+16	+16
Net sells	GMD	Gemadept	48,700	-5.4%	-94,300	-5	-5
	TCB	Techcombank	27,000	-0.9%	-246,510	-7	-7
	REE	Refrigeration Electrical Engineering	68,500	-2.1%	-98,445	-7	-7
	MIG	Military Insurance	13,850	-6.4%	-1,028,800	-14	-14
	SAM	SAM Holdings	5,800	-1.5%	-5,928,014	-33	-33

DISCLAIMER

This report is written and issued by Thien Viet Securities JSC. (TVS). It is based on information from Bloomberg, Investing, Fiinpro and reliable sources according to TVS's assessment. However, TVS have no responsibility to ensure the completeness and accuracy of the information.

Opinions and forecasts in the report are of the analysts in charge and do not necessarily represent TVS' views. Those opinions are subject to change at any time and without notice.

This report is for information purposes only, not for offering or inciting investors to buy or sell any specific securities. Investors are fully responsible for their decisions and related risks using the information and opinions expressed in this report. TVS are not responsible for any direct and indirect loss associated with the usage of this report.

THIEN VIET SECURITIES JSC – www.tvs.vn

Ha Noi

15th floor, Harec tower
4A Lang Ha, Ba Dinh Dict, Ha Noi
Phone: +84 (24) 7300 6588
Fax: +84 (24) 3248 4821

Ho Chi Minh

9th floor, Bitexco Nam Long tower
63A Vo Van Tan, Dict. 3, Ho Chi Minh
Phone: +84 (28) 7300 6588
Fax: +84 (28) 299 2088

CONTACT DETAILS

RESEARCH AND ANALYSIS DEPARTMENT

Luu Thi Thu Trang

Deputy Director of Research
tranglt@tvs.vn

Nguyen Duc Anh

Analyst
anhnd@tvs.vn

Do Thuy Duong

Data Analyst
duongdt@tvs.vn